



ASSA ABLOY

1500 & 1600 Series™ Electric Strikes

Discover the Difference of the most advanced,
modular electric strikes that work with most
brands of cylindrical or mortise locks.

Experience a safer
and more open world



Dynamic | Flexible | Modular

Interchangeable
Faceplates &
Accessories

Works with
any lockset

Shim will
adjust
out 1/8"

Field
adjustable
integrated
shim

Factory
installed or field
upgradeable
options



Grade 1



Mortise Locks
without
Deadbolt



Field Selectable
(Fail secure
/Fail safe)



Fire Rated



Burglary
Rated



10
Year
SecuriCare
Warranty



Cylindrical
Locksets



12/24
Dual Voltage



Windstorm
Rated



Mortise Locks
with Deadbolt



Rim Exit
Devices



PoE
Friendly



Outdoor
Rated

Specifications for both 1500 and 1600 Strikes

Specifications

- ANSI/BHMA A156.31, Grade 1
- UL 1034 burglary-resistant listed and suitable for outdoor use
- UL 294 listed
- RoHS compliant
- Holding force: Static strength 1,500 lbs
- UL 10C fire-rated, 3 hour single door (fail secure only)
- UL 10C fire-rated, 1-1/2 hour double door (fail secure only)
- CAN/ULC-S104 fire door conformant
- NFPA-252 fire door compliant
- ASTM-E152 fire door compliant
- California Fire Marshal listed
- ANSI/SDI A250.13 windstorm resistant
- Florida Building Code approved TAS 201, 202, 203
- ANSI-ASTM E330
- 1500 – Strike body depth 1-3/8"
- 1600 – Strike body depth 1-5/8"
- Sustainability documentation

Electrical (DC Continuous Duty)

- Dual voltage 12/24 VDC/VAC
- 240 mA at 12 VDC/120 mA at 24 VDC
- PoE friendly

Features

- Available in 7 finishes
- Field adjustable integrated shim
- Interchangeable faceplates and accessories
- Fully finished faceplate, keeper, case and trim
- Trim enhancer included
- ElectroLynx™ plug-in connectors
- Non-handed
- Internally mounted solenoid
- Tamper resistant
- Stainless steel construction
- SecuriCare five-year, no-fault, no questions asked warranty

Options

- **LM** Lock monitor
- **DLM** Dual lock monitors
- **LMS*** Lock monitor and strike monitor
- **DLMS*** Dual lock monitors and strike monitor
- **OPT-1LM** Single lock monitor
- **OPT-1DLM** Dual lock monitors
- **1500-104-XXX**
Lip extension trim adapter
- **1500-106-XXX** 4500 adapter and trim enhancer kit (finish to match)
- **1600-104-XXX**
Lip extension trim adapter
- **1600-106-XXX** 1006 adapter and trim enhancer kit (filler plate finished to match, black trim enhancer)
- **HESCU-MTK** Metal Template Kit

*Factory installed option

Single lock
monitoring

Dual lock
monitoring









For easy 3D
instructions,
download the
BILT mobile app



CERTIFICATIONS & LISTINGS


STANDARD FEATURES

STANDARD ELECTRICAL

	WITH DEADBOLT			WITHOUT DEADBOLT		
	 1600	 1006	 Competitor	 1500	 4500	 Competitor
UL 10C, 3 hour single door fire-rated	✓	✓	✓	✓	✓	✓
UL 10C, 1-1/2 hour doubled door fire-rated	✓	✓		✓		
CAN4-S104 (ULC-S104) fire door conformant	✓	✓	✓	✓	✓	✓
UL 1034 burglary-resistant listed	✓	✓	✓	✓	✓	✓
UL 1034 burglary-resistant listed for outdoor use	✓	✓		✓		
UL 294 (6th edition) listed	✓	✓		✓	✓	
Environmental Product Declaration	Iteded	✓		✓	Iteded	
ANSI/BHMA A156.31, Grade 1	✓	✓	✓	✓	✓	✓
NFPA-252 fire door conformant	✓	✓	✓	✓	✓	✓
ASTM-E152 fire door conformant	✓	✓	✓	✓	✓	✓
ANSI/SDI 250.13 windstorm resistant	✓	✓		✓		
ANSI-ASTM E330	✓	✓		✓		
Florida Building Code approved TAS 201, 202, 203	✓	✓		✓		
California Fire Marshal listed	✓			✓	✓	
RoHS compliant	✓	✓	?	✓	✓	?
Patented design	Applied	✓	Applied	Applied	✓	Applied
Accommodates cylindrical and mortise latchbolts	✓	✓	✓	✓	✓	✓
Accommodates all brands of mortise locks	✓	✓	✓	✓		✓
Accommodates 1" deadbolts	✓	✓	✓			
Release and recapture 1" deadbolt		✓				
Installs in fire listed 2" frame with 1/2" drywall				✓	✓	✓
Strike body depth	1-5/8"	1-11/16"	1-5/8"	1-3/8"	1-3/8"	1-3/8"
Strike cavity height	3-1/4"	3-1/4"	3-1/4"	3-1/4"	2-11/16"	3-1/4"
Tamper resistant, stainless steel construction	✓	✓	✓	✓	✓	✓
Static strength (lbs)	1500	3070	1500	1500	3000	3250 Factory Test
Dynamic strength (ft-lbs)	70	350	70	70	100	
Endurance (cycles)	1M	1M	2M Factory Test	1M	1M	1M
Full finished face plate, keeper, case and trim	✓			✓		✓
Field selectable fail safe/fail secure	✓		✓	✓	✓	
Non-handed	✓	✓	✓	✓	✓	✓
Horizontal adjustment	Integrated	Shims	Shims	Integrated	Shims	Shims
Plug-in connector	✓	✓	✓	✓	✓	✓
Trim enhancer included	✓	✓	✓	✓	✓	✓
Lip extension (sizes)	1/2"	1+"		1/2"		1/4"
Lock monitor	Field Install*	✓	Field Install	Field Install*	✓	✓
Lock door position monitor	Factory Install			Factory Install*		
Strike locked monitor	✓	✓		✓	✓	
Metal template kit for easy installation	✓	✓		✓	✓	
Frame type	All	All	All	All	All	All
Available finishes	7	7	1	7	7	6
Dual voltage 12 or 24	✓	✓	✓	✓	✓	✓
AC or DC	✓		✓	✓	✓	✓
Current at 12 volts	0.24 A	0.45 A	0.38 A	0.24 A	0.24 A	0.24 A
Current at 24 volts	0.12 A	0.25 A	0.19 A	0.12 A	0.12 A	0.11 A
Continuous duty	✓	✓	✓	✓	✓	✓
PoE friendly (under 0.25 amps)	✓		✓	✓	✓	✓

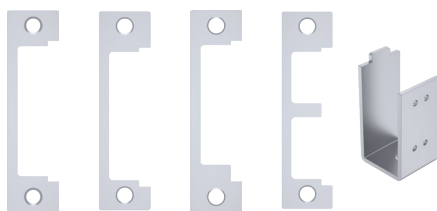
*Order non-standard option factory installed.

Interchangeable Faceplate Kits for Latchbolts and Deadbolts



1J 1K 1KD 1KM

1500 & 1600
1LB Faceplate Kit for
Latchbolts



1N 1ND 1NM 1NTD 1H
Bracket

1600
1DB Faceplate Kit for
Deadbolts



ASSA ABLOY

USA

800 626 7590 | hesinnovations.com

customerservice.hes@assaabloy.com | techsupport.hes@assaabloy.com | orders.hes@assaabloy.com

CANADA

800 461 3007 | assaabloydss.ca

sales.dss.ca@assaabloy.com | orders.dss.ca@assaabloy.com

Printed in the U.S.A.

Patent pending and/or patent www.assaabloydss.com/patents

Copyright © 2024, Hanchett Entry Systems, Inc., an ASSA ABLOY Group company. All rights reserved. Reproduction in whole or in part without the express written permission of Hanchett Entry Systems, Inc. is prohibited. HES-087-0424

The ASSA ABLOY Group is the global leader in access solutions. Every day we help people feel safe, secure and experience a more open world.