






Lock Cross Reference




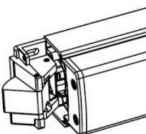
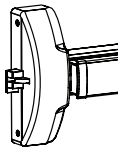
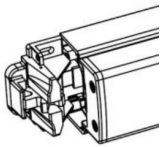
| ANSI LOCK | DESCRIPTION | MANUFACTURER | ELECTRIC STRIKES |
|---|--|--|---|
|   | Mortise locksets Mortise lockset without a deadbolt | Arrow, Baldwin, Best, Marks, Omnia, PDQ, Securitron | 1006CS, 1600CS, 1006CLB, 1600CLB, 1006KM, 16001LB, 1500C, 4500C, Securitron MUNL |
| | | Corbin Russwin ML2000 and Arrow, Securitron | 1006CS, 1600-CS, 1006CLB, 1600-CLB, 1006-KM, 1600-1LB, 1500C, 4500C, 8500-852K, Folger Adam 742-75, Securitron MUNL |
| | | Sargent 7700 and 8100, Schlage L9000, Securitron | 1006CS, 1600-CS, 1006CLB, 1600-CLB, 1006-KD, 1600-1LB, 1500C, 4500C, 8500-851M, (Sargent 8100 only), 8500-852L, Folger Adam 742-75, Securitron MUNL |
| | | Sargent 7900, 8200, and 9200, Securitron | 1006CS, 1600-CS, 1006CLB, 1600-CLB, 1006-KM, 1600-1LB, 1500C, 4500C, 8500-851M, 8500-852L, Folger Adam 742-75, Securitron MUNL (requires STK-1 tab kit) |
| | | Accurate, Falcon, Kaba Ilco/Unican, ASSA ABLOY ACCENTRA™** 8700 (manufactured after 2005), ASSA ABLOY ACCENTRA™** 8800, Securitron | 1006CS, 1600-CS, 1006CLB, 1600-CLB, 1006-KD, 1600-1LB, 1500C, 4500C, 8500-852M, Securitron MUNL |
|    | Mortise locksets Mortise lockset with a 1" [25.4mm] deadbolt | Accurate, Almet, Arrow, Baldwin, Best, Marks, Corbin Russwin, Falcon, Omnia, PDQ, Schlage, Securitron | 1006CS*, 1600-CS*, 1006CDB*, 1600-CDB* 1006-HD*, 1006-ND*, 1006CAS |
| | | Sargent, ASSA ABLOY ACCENTRA™**, Securitron | 1006CS*, 1600-CS*, 1006CDB*, 1600-CDB* 1006-HD*, 1006-ND*, 1006CAS |

*Not intended for continuous recapture of a 1" [25.4mm] deadbolt - use 1006CAS

**Formerly Yale Commercial

NOTE: This chart is offered as a resource only. Electric strike compatibility is determined at time of electric strike product release. HES is not responsible for incompatibility of products that have changed in design or craftsmanship by their respective manufacturers. When compatibility is a concern, contact Customer Support at 800-626-7590 for application assistance.

Lock Cross Reference

| ANSI LOCK | DESCRIPTION | MANUFACTURER | ELECTRIC STRIKES |
|---|---|---|---|
|  | Cylindrical lockset Latchbolt for aluminum stile doors | All manufacturers | 5000C, 5200C, 1500C, 7000C, 1006-J, 1600-1LB, Securitron UNL |
|  | Cylindrical lockset Cylindrical lockset up to 5/8" [15.875mm] throw | All manufacturers | 1006CS, 1600-CS, 1006CLB, 1600-CLB, 1006-J, 1600-1LB, 1500C, 4500C, 5000C, 7000C, 8000C, 8300C, Folger Adam 712, 310-2, Securitron UNL, Vista V3 (now Alarm Controls AES300) |
|  | Cylindrical lockset Cylindrical lockset up to 3/4" [19mm] throw | All manufacturers | 1006CS, 1600-CS, 1006CLB, 1600-CLB, 1006-J, 1600-1LB, 1500C, 4500C, 5200C, 7501, Folger Adam 310-75, 712-75 |
|  | Rim mounted Pullman rim mounted exit device up to 1/2" [12.7mm] throw | All manufacturers | 9400, 7000-789S |
|  | Rim mounted Pullman rim mounted exit device up to 3/4" [19mm] throw | All manufacturers | 9500, 9600, 7000-783S, 7000-786S, Folger Adam 310-4 |
| | Rim mounted Squarebolt® style rim mounted exit devices | Corbin Russwin (SecureBolt®), ASSA ABLOY ACCENTRA™** (SquareBolt®) | 9700, Folger Adam 310-4S |
|  | Rim mounted Adams Rite Starwheel and Interlocking Rim Exit Devices | Adams Rite® | 9800 |

- And Folger Adam electric strikes are designed to be installed in accordance with the ANSI/BHMA A156.31 4-7/8" [123.8mm] jam preparation. ** Formerly Yale Commercial
- When accommodating a cylindrical lock, the electric strike is to be installed centerline to centerline.
- When accommodating a mortise lock, the centerline of the electric strike is to be installed 3/8" [9.525mm] above the centerline of the mortise lock, except as noted for individual strikes. Folger Adam 712 Series and 310 Series will need special alignment with used with a mortise lock.
- Electric strikes are all non-handed and designed for installation in hollow metal, concrete filled metal, aluminum and wood jambs.
- Folger Adam electric strikes are all non-handed and designed for installation in hollow metal, aluminum and wood jambs.